

Education Building



Post Occupancy Evaluation

May 2014

Contents

Introduction	3
Summary of Weaknesses	4
Table 1: Summary of Weaknesses from Multiple Choice Questions – Education Faculty	4
Table 2: Summary of Weaknesses from Multiple Choice Questions – Students with Classes in the Education Building.....	4
Summary of Strengths	5
Table 3: Summary of Strengths from Multiple Choice Questions – Education Faculty	5
Table 4: Summary of Strengths from Multiple Choice Questions – Students with classes in the Education Building	6
Overall Satisfaction.....	7
Table 5: Students with classes in the Education Building	7
Table 6: Education Faculty	7
Recommendations for the Education Building:.....	7
Recommendations for future renovation and/or new buildings:	7

Introduction

A Post Occupancy Evaluation (POE) provides an opportunity for building occupants to provide feedback, which can be used to assess the strengths and weaknesses of the facility. This information can be used to make improvements in the building being evaluated, as well to inform future decision making.

The Education Building is the home of the School of Education at TCNJ. The building is approximately 76,000 sq. ft. and is constructed with a steel structure and brick and cast stone exterior. In addition to typical classrooms, the building has an elementary model classroom, an early childhood model classroom, a science education research classroom, a STEM classroom, and a tiered classroom. Other features include a computer laboratory, an auditorium, a multi-purpose room, a café, faculty and staff offices, and support spaces. The building opened in Fall 2012.

The College undertook a POE survey of the Education Building approximately twelve months after the building had been occupied. The survey contained multiple choice questions and open-ended questions, as well as demographic questions. The link to the survey was issued to the campus community via email. We received 369 total responses, in the following demographics:

174	Students with classes in Education Building
69	Students without classes in Education Building
55	Education faculty
20	Faculty other than Education
12	Education staff
4	Facilities & Administrative Services Staff
32	Other staff
0	Alumni
0	Community member
3	Other

Approximately 14% of students with classes in the Education Building and approximately 35% of Education faculty responded to the survey. These two groups are the only groups with responses large enough to be statistically significant. This report provides a summary of the strengths and weaknesses identified by the survey responses; recommendations for the Education Building; and recommendations for future renovations and new construction. Unless otherwise noted, this report summarizes the responses of students with classes in the Education Building and Education faculty.

Summary of Weaknesses

The weaknesses documented here include those indicated from the multiple choice questions and the open-ended questions. Among the open-ended questions, respondents were asked what they like least about the facilities and for any other comments.

Education Faculty:

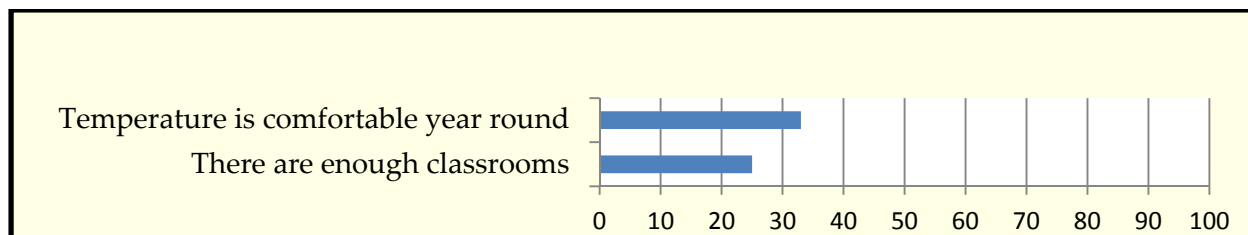


Table 1: Summary of Weaknesses from Multiple Choice Questions – Education Faculty

In response to the open ended questions, Education faculty indicated the following weaknesses:

- Temperature (10 respondents)
- Number of classrooms (13 respondents)
- Lack of parking (34 respondents)

Students with Classes in the Education Building:

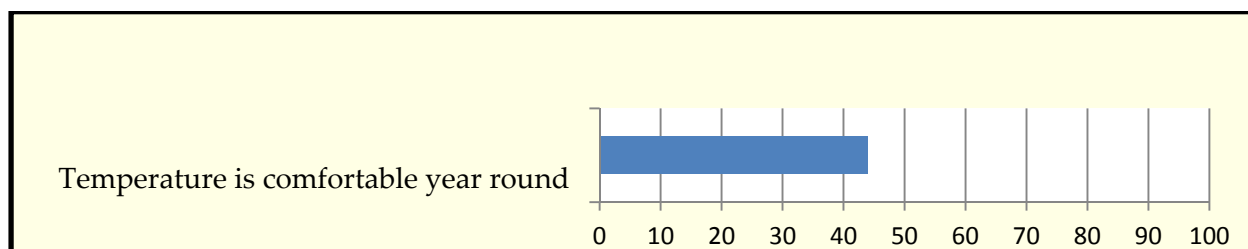


Table 2: Summary of Weaknesses from Multiple Choice Questions – Students with Classes in the Education Building

In response to the open ended questions, students with classes in the Education Building indicated the following weaknesses:

- Temperature (25 respondents)
- Too little café seating / want meal equiv (15 respondents)
- Lack of parking (10 respondents)
- Too little unprogrammed space to meet and socialize (8 respondents)

Summary of Strengths

The strengths documented here include those indicated from the multiple choice questions and the open-ended questions. Among the open-ended questions, students were asked what they like about the facility and for any other comments.

Education Faculty:

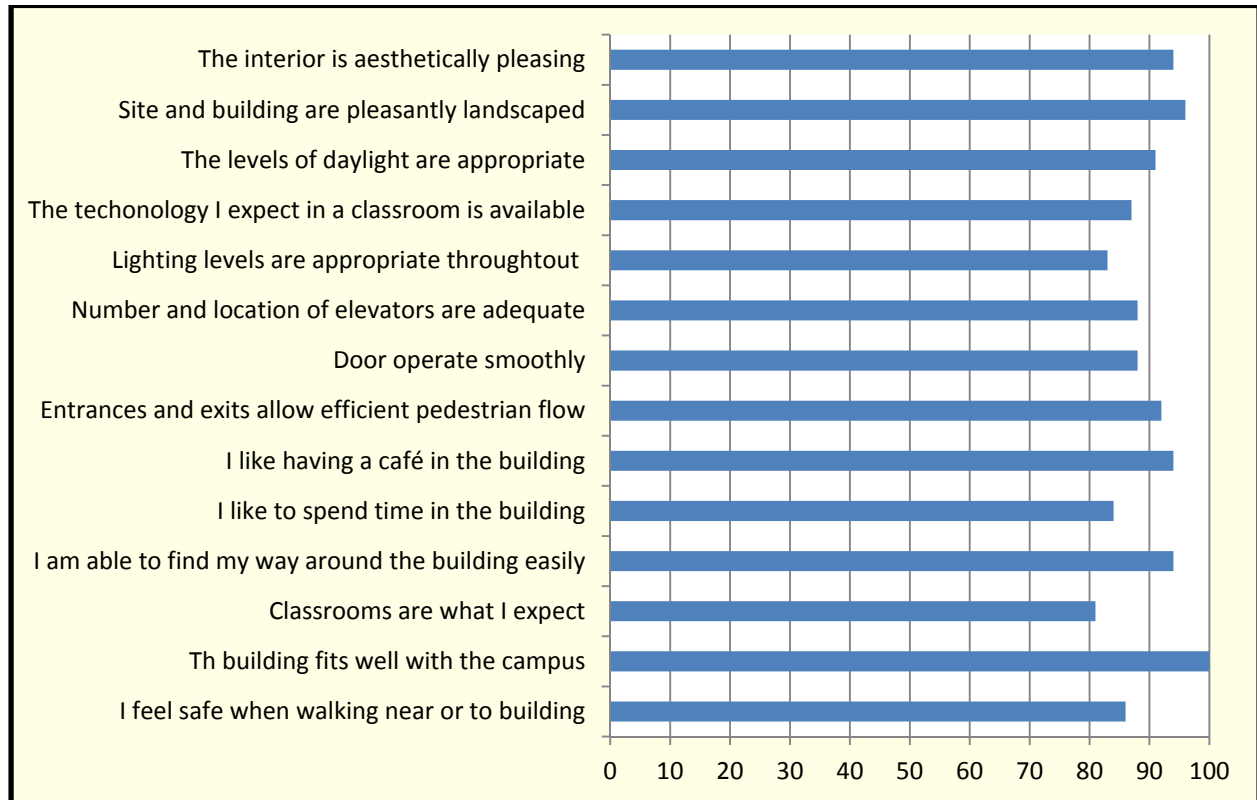


Table 3: Summary of Strengths from Multiple Choice Questions – Education Faculty

In response to the open-ended questions, Education faculty indicated the following strengths:

- Classrooms (10 respondents)
- Areas for informal meetings and interaction (11 respondents)
- Windows (11 respondents)
- Overall aesthetics (15 respondents)
- Technology (17 respondents)
- Café (18 respondents)

Students with Classes in the Education Building:

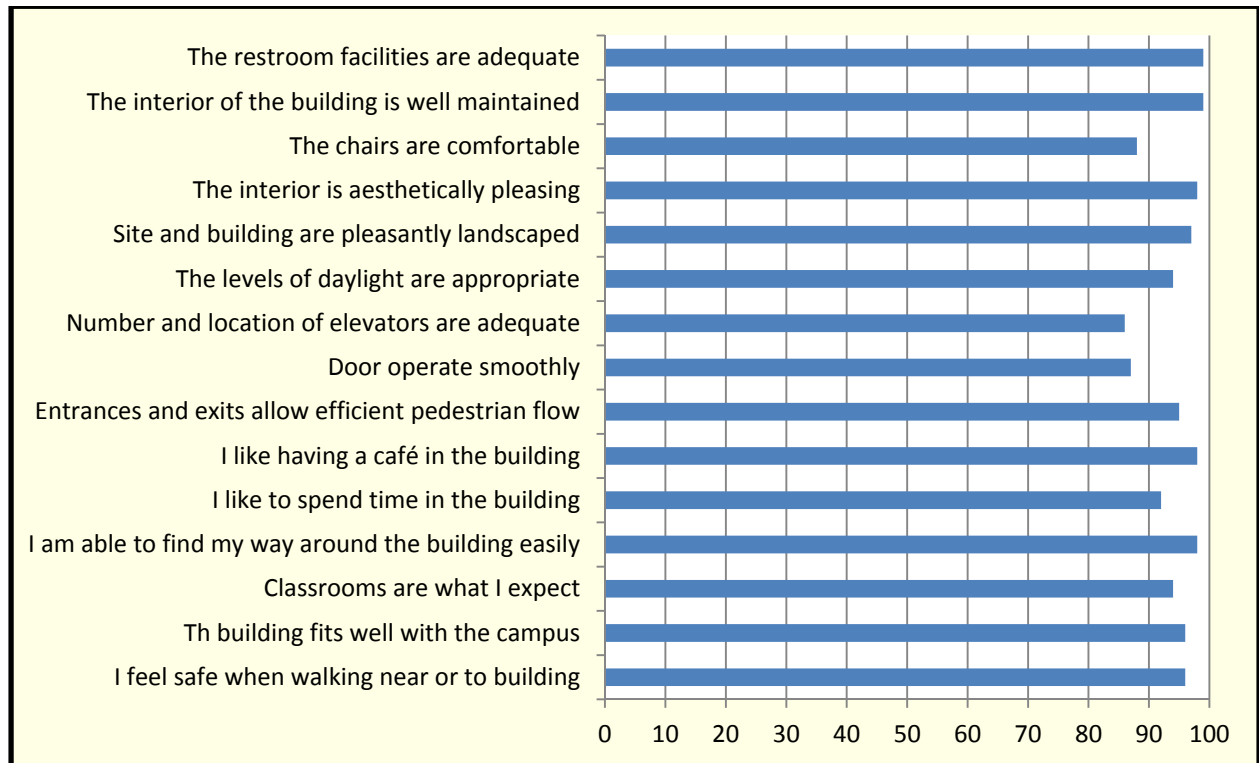


Table 4: Summary of Strengths from Multiple Choice Questions – Students with classes in the Education Building

In response to the open-ended questions, students with classes in the building indicated the following strengths:

- Aesthetics and overall atmosphere (37 respondents)
- Café (34 respondents)
- The classrooms (23 respondents)
- Technology (11 respondents)



Education Building Cafe

Overall Satisfaction

My overall satisfaction with the Education Building is....

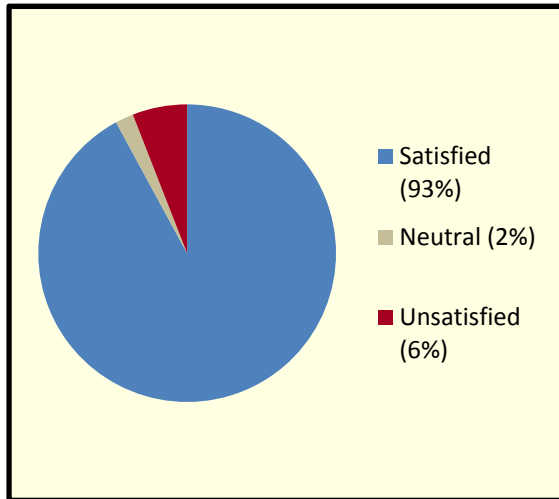


Table 5: Students with classes in the Education Building

My overall satisfaction with the Education Building is....

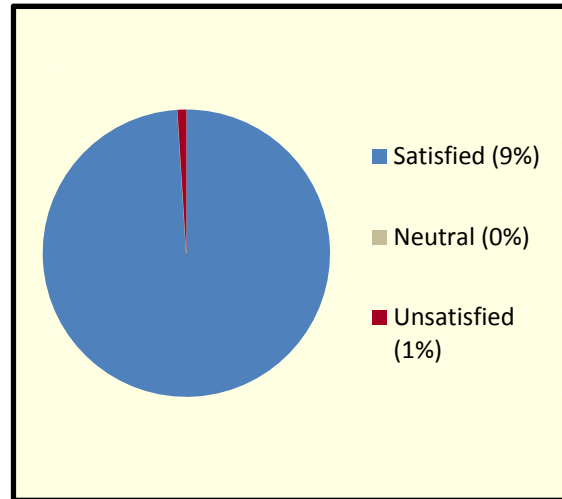


Table 6: Education Faculty

Recommendations for the Education Building:

- Address temperature issues
- Address miscellaneous specific issues identified in survey responses

Recommendations for future renovation and/or new buildings:

- Consider more “unprogrammed” areas that allow informal interaction to support a living-learning environment. This needs to be balanced with program requirements and budget.



Classrooms in the Education Building

